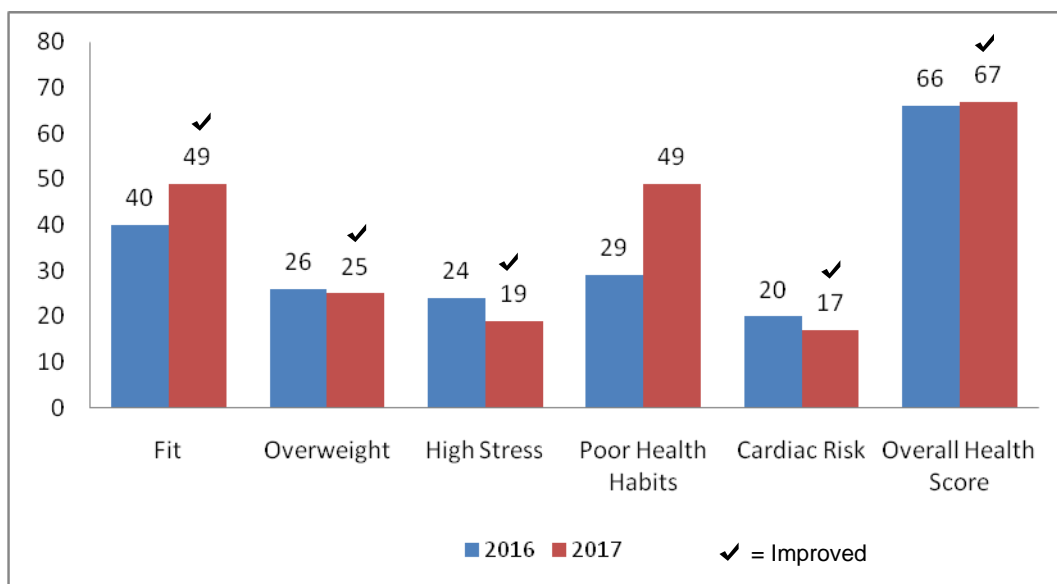


RAK CERAMICS

COMPARATIVE GROUP PROFILE FOR 2016 & 2017

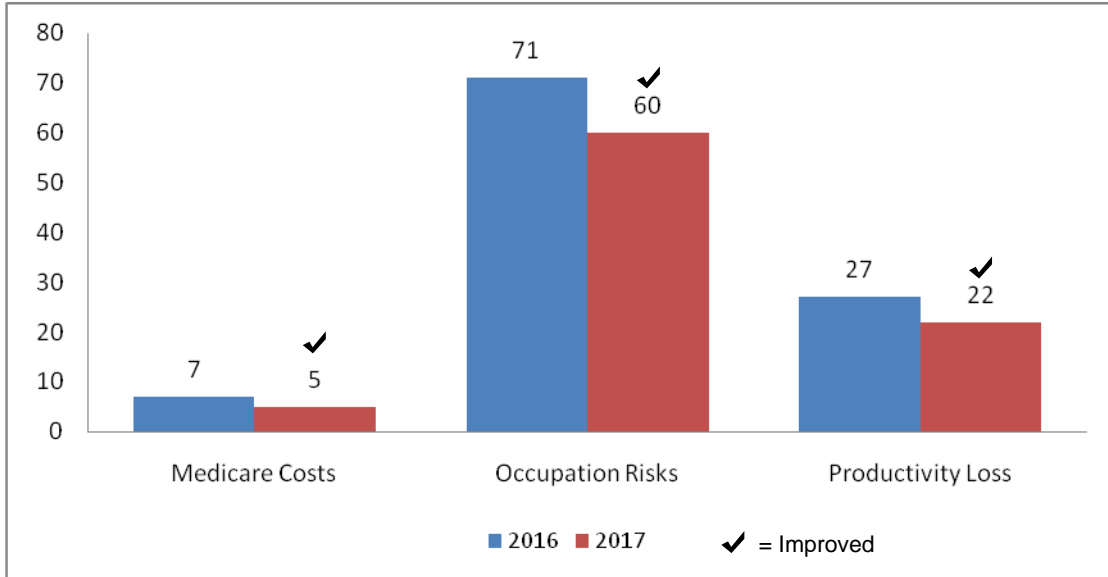
2854 number of employees participated in the Health Screening in the year 2016 and similarly 3211 number of employees participated in the Health Screening in the year 2017.

HEALTH PROFILE 2016/ 2017



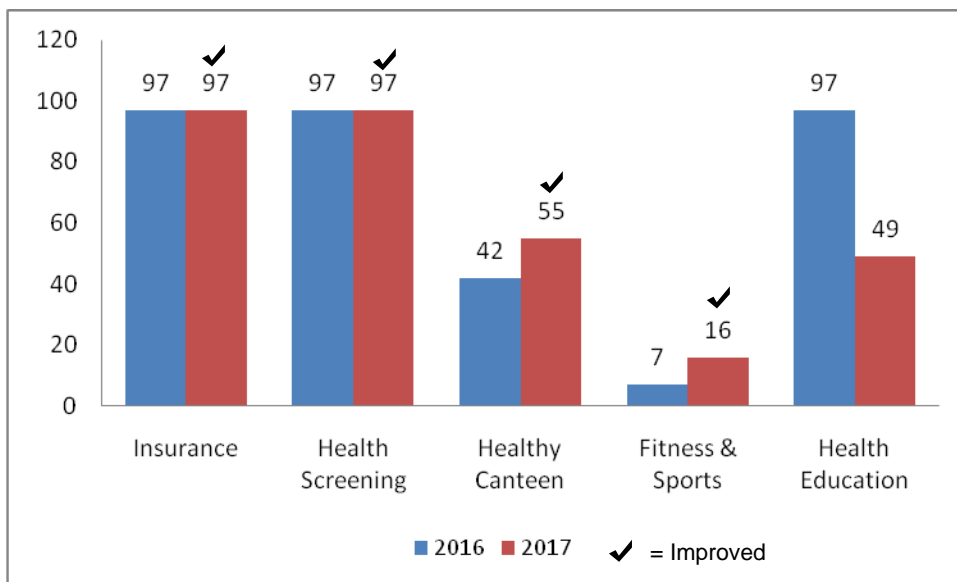
- FITNESS:** Physical fitness has improved from 40% to 49%.
- OVERWEIGHT:** Overweight has decreased from 26% to 25%
- STRESS:** Stress has reduced from 24% to 19%.
- POOR HEALTH HABITS:** Comprising of smoking, alcohol and poor safety adherence has increased from 29% to 49%.
- CARDIAC RISK:** Including HBP, Diabetes, existing ailments, etc have reduced from 20% to 17%.
- OVERALL HEALTH STATUS:** The overall health status of the company has improved from 66% to 67%.

**HEALTH & PRODUCTIVITY PROFILE
2016/ 2017**



- a) **MEDICARE COSTS:** Chronic medication employees have reduced from 7% to 5%.
- b) **OCCUPATION RISKS:** Comprising employees with poor eyesight, hearing has reduced from 71% to 60%.
- c) **PRODUCTIVITY LOSS:** As a consequence of health status, productivity loss has reduced from 27% to 22%.

**CORPORATE HEALTH FACILITIES PROVIDED
2016/ 2017**



- a) **INSURANCE:** In 2016 & 2017, 97% employees confirmed having insurance provided.
- b) **ANNUAL HEALTH SCREENING:** Utilization in 2016 and 2017 was 97%.
- c) **HEALTHY CANTEEN FOOD:** In 2016, 42% employees found the canteen food healthy as compared to 55% in 2017.
- d) **FITNESS & SPORTS:** In 2016, 7% employees utilized the fitness and sports activities provided as opposed to 16% in 2017.
- e) **HEALTH EDUCATION:** In 2016, 97% of employees were provided with Health Education classes as opposed to 49% who utilized this facility in 2017.

This is an automated report. Signature not required.

Dr. H. S. Wilkhoo
Head – Operations
Arabian Wellness & Lifestyle Management

Dr. Gurjeet Singh Saggu
IT Programmer & Software Developer
Arabian Wellness & Lifestyle Management